

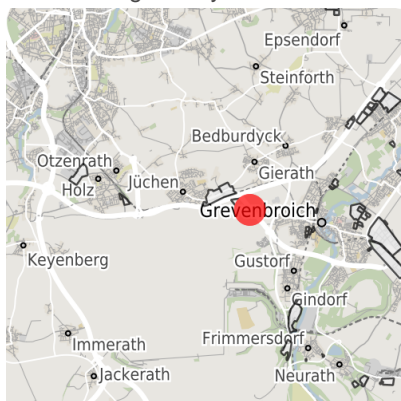
Factsheet parcel

Designation	Industriepark Elsbachtal (No. 3025)
Area size	3,286 m ²
City / district	Jüchen, Rhein-Kreis Neuss

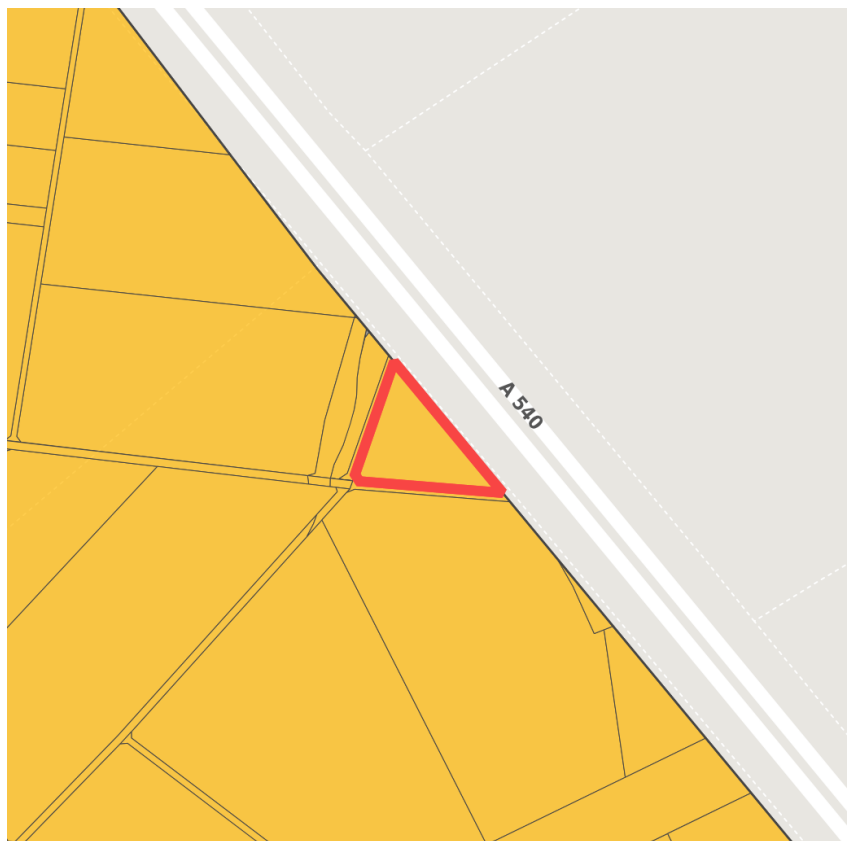
Map view



Location in germany







Location in municipality



Detail view

© [OpenStreetMap](#) contributors. Map view subject to exact measurement.

Availabilities

-  Immediately available area
-  Available area within short term (< 2 years)
-  Available area within medium term (2-5 years)
-  Available area within Long term (> 5 years)
-  Not available area

Other areas

-  Private ownership
-  Water area
-  Rail area
-  Street area
-  Green area
-  Living space
-  disposal/supply infrastructure
-  Other Area

Parcel

Area size	3,286 m ²
Price	On Demand
Availability	Available area within medium term (2-5 years)
Divisible	No
24h operation	No

Commercial zone

Location	Solitary location
Regional important?	Yes



Elsbachtal

Transport connections

			Distance	
			[km]	[min]
Freeway	A46		1.0	3
Highway	B59		0.5	2
Airport	Mönchengladbach-Flughafen		25.0	30
	Flughafen Düsseldorf		40.0	30

Links

[Gu 38 - Industriepark Elsbachtal](#)
["Industriepark Elsbachtal" im Ortsteil Jüchen](#)

Contact person



Mrs. Kristiane von dem Bussche
Gesellschaft für Wirtschaftsförderung und
Stadtmarketing Grevenbroich GmbH
Am Markt 1
41515 Grevenbroich
02181 2132901
0151 22145588
Kristiane.vondemBussche@gfws-grevenbroich.de

Mr. Thomas Schröder
Stadt Jüchen
Amt des Bürgermeisters
Am Rathaus 5
41363 Jüchen
NRW Deutschland
02165-9151503
thomas.schroeder@juechen.de

Mrs. Kristiane von dem Bussche
Gesellschaft für Wirtschaftsförderung und
Stadtmarketing Grevenbroich GmbH
Am Markt 1
41515 Grevenbroich
02181 2132901
0151 22145588
Kristiane.vondemBussche@gfws-grevenbroich.de